

Versa Work Table

Model	Description	Standard Height	Low Height	Standard Casters	Heavy Duty Casters
VBRT6	6 ft (183 cm)	●		●	
VBRTL6	6 ft (183 cm)		●	●	
VBRTHD6	6 ft (183 cm)	●			●
VBRTLHD6	6 ft (183 cm)		●		●
VBRT5	5 ft (152 cm)	●		●	
VBRTL5	5 ft (152 cm)		●	●	
VBRTHD5	5 ft (152 cm)	●			●
VBRTLHD5	5 ft (152 cm)		●		●

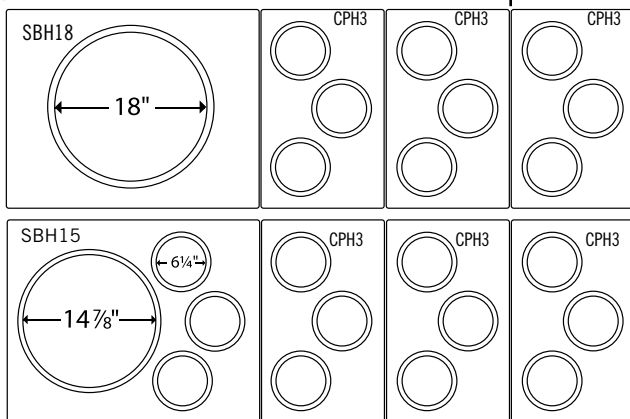
Features & Benefits

- Stylish, completely portable system.
- Use the multipurpose Versa Work Table as a prep table, display station or serving station.
- Goes anywhere and keeps packaged food and canned or bottled beverages cold for hours without ice (with the optional Buffet Camchillers® or ColdFest® food pans).
- Accommodates GN 1/1 Full or Fractional Size Food Pans up to 6" (15,2 cm) deep with Divider Bars.
- Components of the Versa Food Service System quickly and securely connect to provide countless configurations.
- Double-wall polyethylene construction provides extra strength, durability and reliability. Scratch-resistant textured exterior. Simple to clean – just wipe off.
- Versa Work Table may also be used with ice to keep beverages cold.
- NSF listed threaded faucet drain with a standard hose hook-up provides quick draining and cleaning.
- Choose from units with four each 6" (15,2 cm) standard swivel casters with brakes or four each 6" (15,2 cm) by 2" (5 cm) heavy duty swivel casters with brakes.
- Standard accessories include Well Covers.
- Molded-in handles increase maneuverability.
- Optional accessories include Tray Rails, End Tables, Heavy Duty Casters, Divider Bars, Crock Holder, and Bowl Holders.
- Non-electrical.
- Easy to assemble.
- Available in 5 colors.

Set-Up Guide for Bowls and Crocks

6 ft. (182 cm) model holds 1 each Bowl Holder (SBH18 or SBH15) and 3 each Crock Holders (CPH3)

5 ft. (162 cm) model holds 1 each Bowl Holder (SBH18 or SBH15) and 2 each Crock Holders (CPH3)



SBH18 - Holds 1 each 18" (45,7 cm) Bowl
 SBH15 - Holds 1 each 15" (38 cm) Bowl & 3 each 1.5 qt. (1,4 L) or 2.7 qt. (2, 4 L)
 Crocks - CPH3 - Holds 3 each 1.5 qt. (1,4 L) or 2.7 qt. (2, 4 L) Crocks

Item No. _____

Specifier Identification No. _____

Model No. _____

Quantity _____

StoreSafe

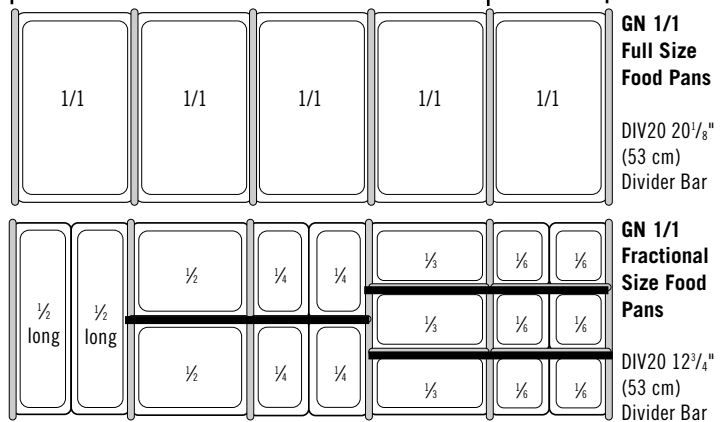


VBRTHD5
Versa Work Table
with well covers

Set-Up Guide for Food Pans

6 ft. (182 cm) model holds 5 each GN 1/1 Full or Fractional Size Food Pans with DIV12 and DIV20 Divider Bars

5 ft. (162 cm) model holds 4 each 5 each GN 1/1 Full or Fractional Size Food Pans with DIV12 and DIV20 Divider Bars

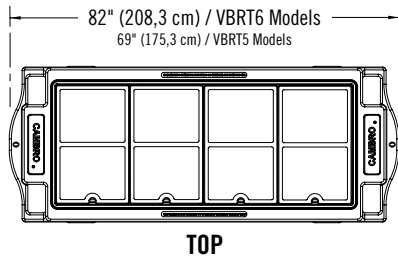


Approvals

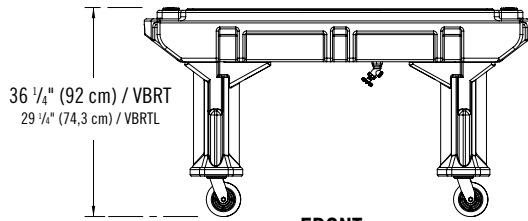


Versa Work Table

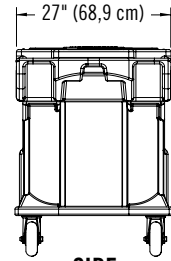
Models - VBRT6, VBRTL6, VBRTHD6, VBRTLHD6, VBRT5, VBRTL5, VBRTHD5, VBRTLHD5



TOP



FRONT



SIDE

Specifications

NOTE: Heights listed are for Standard Height Versa Work Tables. Low Height Versa Work Tables are 55.78" (142 cm) which is 7" (18 cm) less than Standard Height.

Dimension Tolerance: +/- 1/4" (0,64 cm)

Code	Description	GN 1/1 Full Size Food Pan Capacity	Exterior Dimensions L x W x H	Case lbs./cube Kg/m ³
VBRT6	6 ft. (183 cm) Versa Work Table Standard Height with Standard Casters	5	82" x 27" x 36 1/4" (208,3 x 68,9 x 92 cm)	137.5 lbs (28.22) 62,5 Kg (0,79 m ³)
VBRTL6	6 ft. (183 cm) Versa Work Table Low Height with Standard Casters	5	82" x 27" x 29 1/4" (208,3 x 68,9 x 74,3 cm)	129.5 lbs (28.22) 58,9 Kg (0,79 m ³)
VBRTHD6	6 ft. (183 cm) Versa Work Table Standard Height with Heavy Duty Casters	5	82" x 27" x 36 1/4" (208,3 x 68,9 x 92 cm)	148 lbs (28.22) 67,3 Kg (0,79 m ³)
VBRTLHD6	6 ft. (183 cm) Versa Work Table Low Height with Heavy Duty Casters	5	82" x 27" x 29 1/4" (208,3 x 68,9 x 74,3 cm)	140 lbs (28.22) 63,6 Kg (0,79 m ³)
VBRT5	5 ft. (152 cm) Versa Work Table Standard Height with Standard Casters	4	69" x 27" x 36 1/4" (175,3 x 68,9 x 92 cm)	120 lbs (24.01) 54,6 Kg (0,67 m ³)
VBRTL5	5 ft. (152 cm) Versa Work Table Low Height with Standard Casters	4	69" x 27" x 29 1/4" (175,3 x 68,9 x 74,3 cm)	112 lbs (24.01) 50,9 Kg (0,67 m ³)
VBRTHD5	5 ft. (152 cm) Versa Work Table Standard Height with Heavy Duty Casters	4	69" x 27" x 36 1/4" (175,3 x 68,9 x 92 cm)	130.5 lbs (24.01) 59,3 Kg (0,67 m ³)
VBRTLHD5	5 ft. (152 cm) Versa Work Table Low Height with Heavy Duty Casters	4	69" x 27" x 29 1/4" (175,3 x 68,9 x 74,3 cm)	122.5 lbs (24.01) 55,7 Kg (0,67 m ³)

Optional Accessories

Tray Rails

- VBRR 5' (152 cm) - Granite Gray (191) or Sandstone (614)
- VBRR 6' (183 cm) - Granite Gray (191) or Sandstone (614)

Divider Bar

- DIV12 - White (148) or Clear (135)
- DIV20 - White (148) or Clear (135)

End Tables*

- VBRTBL5 For Standard Height Work Tables 5' (152 cm)
 - VBRTBL5 For Low Height Work Tables 5' (152 cm)
 - VBRTBL6 For Standard Height Work Tables 6' (183 cm)
 - VBRTBL6 For Low Height Work Tables 6' (183 cm)
- * Granite Gray (191) or Sandstone (614)

Crock and Bowl Holders**

- CPH3 Fits all Versa Work Tables and holds 3 Crocks
 - SBH15 Holds 15" (38 cm) Bowl and 3 Crocks
 - SBH18 Holds 18" (46 cm) Bowl
- ** Granite Gray (191), Sandstone (614), or White (148)

Corner Connector

- VBRC90 Corner Connector - Available in the same standard colors as Versa Work Table

Straight Connector

- VBRC Straight Connector - Available in the same standard colors as Versa Work Table

Versa Buffet Camchiller®

- CPB1220 Versa Buffet Camchiller - Cold Blue (159)

Architect Specs

The non-electrical portable and modular foodservice Versa Work Table shall be a Floor Model Work Table, Models VBRT6, VBRTL6, VBRTHD6, VBRTLHD6, VBRT5, VBRTL5, VBRTHD5 or VBRTLHD5, manufactured by Cambro Mfg. Co., Huntington Beach, CA 92647 U.S.A.

It shall be made of double-wall polyethylene with foam-injected polyurethane insulation. It shall have 4 each, 6" (15.2 cm) swivel casters with brakes or heavy duty 6" (15.2 cm) by 2" (5 cm) swivel casters with brakes. It shall be available with optional tray rails and end tables. It shall hold accessories such as the Buffet Camchiller (CPB1220), Cambro Bowl Holders (SBH18 and SBH15) and Crock Holder (CPH3) or a selection of GN Full or Fractional Size Food Pans with Divider Bars. The depth of the interior food wells shall be 6 1/2" (16,5 cm). It shall be modular with other Versa Food Bars™ and Versa Food Service System components with the use of the optional Versa Corner Connector (VBRC90) and Versa Straight Connector (VBRC). It shall have an NSF Listed threaded faucet drain with a standard hose hook up. It shall be available in 5 colors.

Versa Work Table Standard Colors

- Black (110)
- Kentucky Green (519)
- Hot Red (158)
- Bronze (146)
- Navy Blue (186)

Approvals

